

## Clinical Report Access for Individual Midwives

As an individual midwife, you can run your own clinical reports in the BORN Information System (BIS) as the Primary or Coordinating Midwife.

Use the same secure username and password that you use to enter data into the BIS, to access the following four reports:

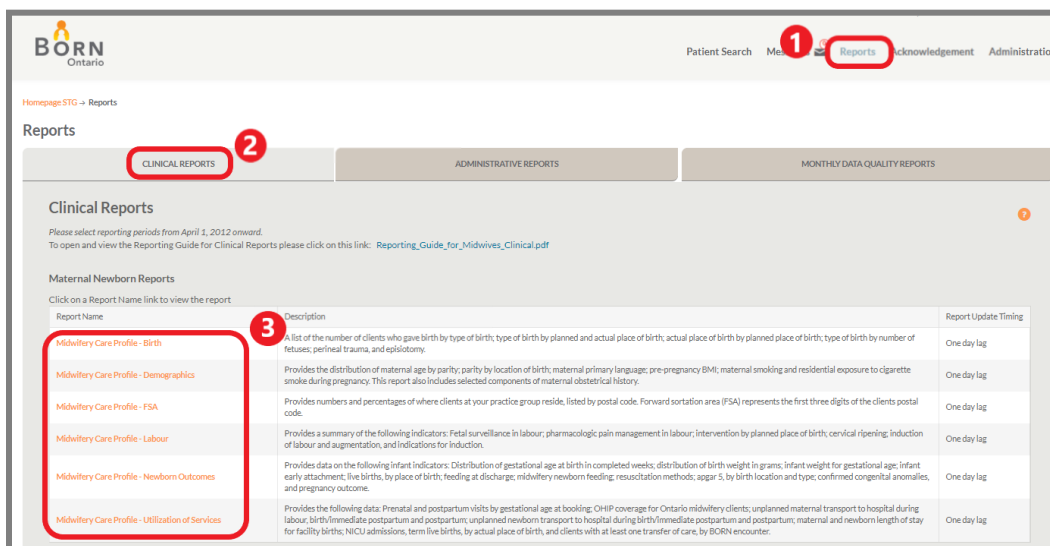
- **Midwifery Care Profile – Labour**
- **Midwifery Care Profile – Birth**
- **Midwifery Care Profile – Newborn**
- **Midwifery Care Profile – Utilization of Services**

Each report includes a variety of interesting clinical details, shown in the table at the end of this document.

- **Examples of what these clinical reports will tell you:**
- The epidural rate for clients in your care
- Percentage of vaginal or cesarean births
- Numbers and rates of clients who gave birth at home, the birth centre or hospital

## How to run your clinical reports

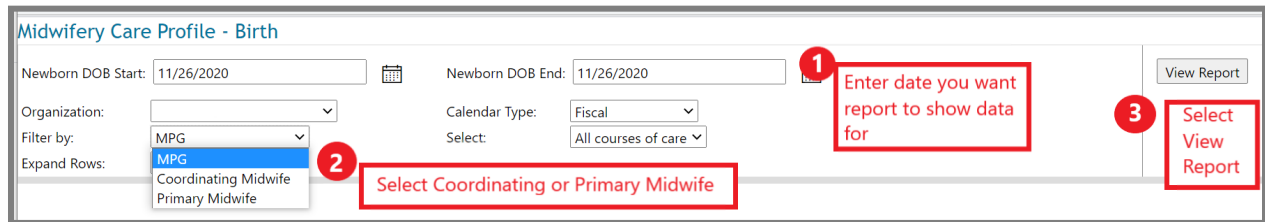
- Login to the BIS
- Follow these steps: 1. Click on 'Reports' in the menu banner, 2. Click on the 'Clinical Reports' tab, and 3. select one of the four clinical reports you'd like to run



The screenshot shows the BORN Ontario Reports page. The 'Reports' menu item is circled in red with a '1'. The 'CLINICAL REPORTS' tab is circled in red with a '2'. The 'Midwifery Care Profile - Birth' report is circled in red with a '3'.

Report Name	Description	Report Update Timing
Midwifery Care Profile - Birth	A list of the number of clients who gave birth by type of birth; type of birth by planned and actual place of birth; actual place of birth by planned place of birth; type of birth by number of fetuses; perineal trauma, and episiotomy.	One day lag
Midwifery Care Profile - Demographics	Provides the distribution of maternal age by parity; parity by location of birth; maternal primary language; pre-pregnancy BMI; maternal smoking and residential exposure to cigarette smoke during pregnancy. This report also includes selected components of maternal obstetrical history.	One day lag
Midwifery Care Profile - FSA	Provides numbers and percentages of where clients at your practice group reside, listed by postal code. Forward sortation area (FSA) represents the first three digits of the clients postal code.	One day lag
Midwifery Care Profile - Labour	Provides a summary of the following indicators: Fetal surveillance in labour; pharmacologic pain management in labour; intervention by planned place of birth; cervical ripening; induction of labour and augmentation, and indications for induction.	One day lag
Midwifery Care Profile - Newborn Outcomes	Provides data on the following infant indicators: Distribution of gestational age at birth in completed weeks; distribution of birth weight in grams; infant weight for gestational age; infant early attachment; live births, by place of birth; feeding at discharge; midwifery newborn feeding; resuscitation methods; apgar 5, by birth location and type; confirmed congenital anomalies, and pregnancy outcome.	One day lag
Midwifery Care Profile - Utilization of Services	Provides the following data: Prenatal and postpartum visits by gestational age at booking; OHIP coverage for Ontario midwifery clients; unplanned maternal transport to hospital during labour, birth/ immediate postpartum and postpartum; unplanned newborn transport to hospital during birth/ immediate postpartum and postpartum; maternal and newborn length of stay for facility births; NICU admissions, term live births, by actual place of birth, and clients with at least one transfer of care, by BORN encounter.	One day lag

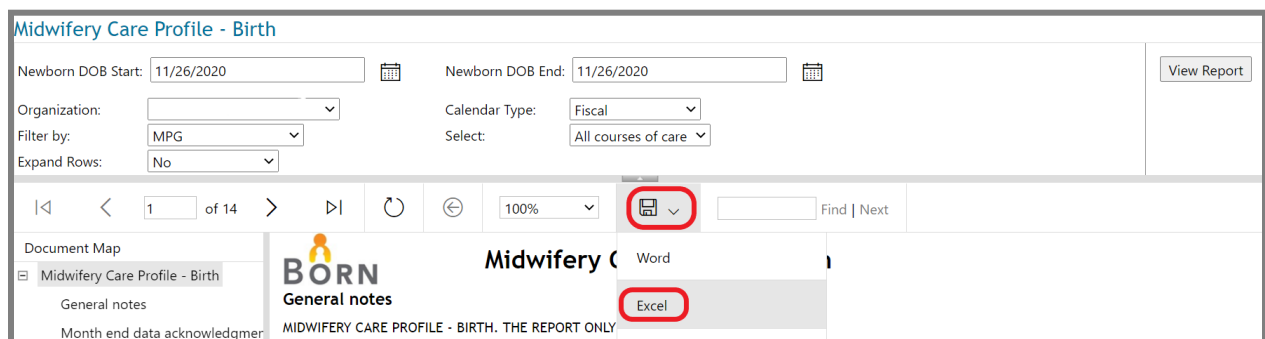
Once you have clicked on the report you'd like to run, the following screen will pop up:



- Follow steps 1, 2, 3 above: 1. enter the time frame you wish to run the report for, 2. Enter the Midwifery Practice Group (MPG) you work at, 3. filter by Coordinating or Primary midwife, then click on 'View Report.'

In order to save the clinical report you have run, we recommend exporting to Excel.

- To export to Excel, click on the magnifying glass icon shown in screenshot below:



### Notes:

- ✓ You will only be able to run clinical reports associated with the MPG you have BORN Information System (BIS) data entry access for.
- ✓ If you are leaving an MPG, and will be losing data entry access at that site, remember to run your clinical reports before you leave if you are interested in your clinical data.
- ✓ Numbers of pregnant/birthing people expressed in the reports are different. This is because the labour and birth report counts the number of clients who gave birth, whereas the newborn report counts the number of babies born.
- ✓ Note that each clinical measure ('indicator') in the Midwifery Care Profile - Utilization of Services report, uses the relevant denominators which vary by indicator. Check the definition provided in the footnote of each report page to fully understand the denominators.

In recognition of the high quality data midwives enter into the BIS, we have simplified access to clinical reports ensuring you can see your own data!

Reach out to your BORN Coordinator with questions and/or feedback on these reports



## Midwifery Clinical Reports and Indicators

### **Midwifery Care Profile – Labour**

- Fetal surveillance in labour
- Pharmacologic pain management in labour
- Intervention by planned place of birth
- Cervical ripening, Induction of labour and Augmentation
- Indications for induction

### **Midwifery Care Profile – Birth**

- Type of birth
- Type of birth by planned and actual place of birth
- Actual place of birth by planned place of birth
- Type of birth by number of fetuses
- Perineal trauma and episiotomy by type of birth
- Fetal presentation at time of birth
- Primary and repeat cesarean sections
- Planned and spontaneous cesarean section
- Type of birth in women with previous cesarean section
- Measuring normal birth and early postpartum by planned and actual place of birth

### **Midwifery Care Profile – Newborn Outcomes**

- Distribution of gestational age at birth in completed weeks
- Distribution of birth weight in grams
- Infant weight for gestational age
- Infant early attachment/feeding initiation, live births, by place of birth
- Infant early attachment/feeding initiation, live births, by type of birth
- Feeding at discharge
- Midwifery feeding
- Resuscitation methods
- Apgar 5, by birth location
- Apgar 5, by birth type
- Confirmed congenital anomalies
- Pregnancy outcome

### **Midwifery Care Profile – Utilization of Services**

- Prenatal and postpartum visits by gestational age at booking
- OHIP coverage for Ontario midwifery clients
- Unplanned maternal transport to hospital during labour



- Unplanned maternal transport to hospital during birth/immediate postpartum
- Unplanned maternal transport to hospital during postpartum (not immediate postpartum)
- Unplanned newborn transport to hospital during birth/immediate postpartum
- Unplanned newborn transport to hospital during postpartum (not immediate)
- Maternal length of stay from admission to discharge home, facility births
- Newborn length of stay from birth to discharge home, facility-born term live births
- NICU admissions, term live births, by actual place of birth
- Women with at least one transfer of care, by BORN encounter